

Genius Series

COMMERCIAL WASHERS



**BUILT TO LAST.
INNOVATED TO
PERFORM.**

GIRBAU

Genius Series

Genius Series Washers offer exceptionally reinforced strength and durability for years of constant use; unrivaled BLE connection and IoT (internet of things) connectivity for quick programming, simplified laundry management, and remote software updates; faster acceleration for remarkable productivity and industry-best efficiency; as well as advanced ergonomics, including a big door opening and extra-large, waterproof user interface.



- Performance
- Reliability
- Efficiency
- Connectivity
- Ergonomics



New Design. Greater Functionality.



Designed for the Future

Built from high-quality stainless steel and pre-coated, the Genius Series Washer is modern, strong and beautiful. Tested in extreme field conditions, this new generation of washers is proven to perform.



“The” Genius Control

Best-in-class programmability delivers exceptional control over every aspect of a wash cycle, including rotation action, G-force, water temperature and levels, number of baths and rinses, overnight soaks, and automatic chemical injection.



Fail-Safe Door Lock

A redesigned, precise-control locking/switch mechanism is accessible in less than 3 minutes.



Industry-Largest User Interface

The full color 10 inch Screen with user friendly icons is waterproof, impact-resistant and can be used with gloves.



Robust Floating Suspension

Bigger, stronger chassis hardware improves machine longevity and delivers superior balance control for reaching target extract speeds faster.



IoT, WIFI & BLE connection

Internet of Things (IoT) ready with a communication board located at the top left of machine to the Sapphire Open Platform.



Programmable 450 G-force Extract Speeds

450 G-force extract speeds, and quicker ramp up, shorten wash and dry cycles for more laundry processed per day.



Sapphire Remote Management System

Optional remote management is built into Genius Series Washers. Once connected, it's simple to view, manage and run reports for every aspect of your laundry's Girbau machines. Save and view all machine activity to remotely analyze your productivity and efficiency.



Care Plus Drum Design

A new basket dimpling design *Care Plus* helps prevent tangling and eliminates the need for an additional untangling cycle. This improves productivity.



Wide Door Opening

An ergonomic and large door opening simplifies loading and unloading.

A redesigned door gasket helps eliminate leaking and reduce necessary replacements.



Disinfection Monitoring Package

The optional, exclusive DMP ensures disinfection washing parameters are met for added peace of mind.



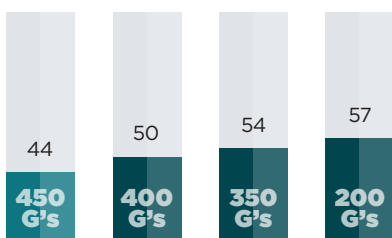
450G

The most efficient and stable centrifuge

Performance Drives Efficiency

Genius Series Washers generate extract speeds reaching 450 G-force. This super-high extract removes significantly more moisture from each load, when compared with lower G-force machines. With less residual moisture upon completion of the wash cycle, laundry dries in less time – improving laundry production, while decreasing natural gas and electricity usage.

LOAD ASSUMPTIONS: 18kg 100% cotton soiled load, 18kg washer & 23kg dryer, 35 minute wash cycle time.



KGS OF WATER RETAINED

23% LESS WATER REMAINS AFTER EXTRACT

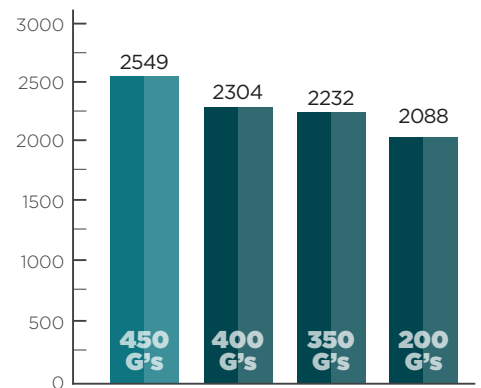
100% load saturation; moisture retention: 60% – 450Gs, 76% – 200Gs, 84% – 140Gs, 92% – 100Gs.



MINUTES OF DRY TIME

18% REDUCTION IN DRY TIME

Water removal at 0.5 kilograms per minute.



KGS PROCESSED PER 8 HOUR SHIFT

22% INCREASE IN PRODUCTIVITY


1 laundry room attendant operating 3 washers and 3 dryers for an 8 hour shift.

The **Motion Guard** monitors machine vibrations to ensure the best spin possible. This helps extend machine life. Genius Series Washers automatically balance every load. They reach up to 450 G-force extract speeds with up to a 25 percent out-of-balance load (dependent upon load size and composition). No other manufacturers can make that claim!

All calculations have been derived from engineering information available to Girbau at the time this brochure was produced. Girbau makes no guarantee of actual results as conditions may vary.

Reliability

- **Robustly Designed Floating Suspension System** — withstands considerably more structural stress for a more robust machine. It also creates a quicker ramp up to targeted extract speeds for improved productivity. Owners enjoy a longer machine life, even in the most demanding conditions.
- **Soft-Mount Freestanding Design** — Remedies the need for bolt-down or thick, reinforced concrete foundations. This eliminates the performance problems associated with hard-mount machines, makes them simple to install in unconventional locations, and lowers installation costs.
- **Rigid Chassis With Transversal Channels** — Improves the resistance of the machine and facilitates easy installation.
- **Care Plus Drum Desing** — Extends linen life and increases productivity by decreasing tangling. New “Care Plus” perforations also provide faster dispersion of water.
- **Inverter-Driven** — Offers more control over cycle parameters, greater security with up to 20 alarms and drastically reduced energy consumption.
- **Durable Water Valves** — Best in the industry, prevent corrosion for improved longevity and decreased maintenance and costs.
- **Fail-Safe Door Lock** — Features dual microswitches to ensure precise operation, hassle-free reliability and double the safety.



Ergonomics



- **Industry-Exclusive Titration Tube** — Provides non-stop production when taking water samples. This allows for faster, clearer and more flexible chemical programming, while a large user-interface screen makes for ease-of-use.
- **Oversized Door** — Allows for easy loading and unloading and features a heavy-duty, bolt-style hinge to withstand constant use.
- **Convenient access** — to all machine components simplifies maintenance.
- **Weighing System** — Connected to the control, provides automatic weighing of every load. This improves laundry room productivity, optimizes cycle time and lowers water and chemical usage.



Industry's largest
user-interface
screen

Genius Control

10-inch User-Interface Screen — Scratch/impact resistant and waterproof. The Industry's largest, user-friendly touch-screen is simple to operate, even while wearing gloves. It offers superior programmability and control over every variable of the wash process, including number of baths and rinses, water temperature and level, automatic chemical injection, rotation action, time, extract speed, and more. Operators simply select a program number and press start.

Features:

- BLE connection, WiFi and IoT ready
- Easily integrate with 3rd party systems
- Customize with your own graphics and logos
- Smart control updates available via the cloud
- Available in multiple languages
- USB connection for file transfer and storage
- Fast access to error codes and test mode
- Quick programming by phase

LED 360° vision — Visually alerts operators to the status of a load. Various lighting options are adaptable to meet a laundry's specific needs. The light status saves time, and as a result, helps improve laundry room productivity.

Features:

- Immediate visual notification of load status
- Quick awareness of empty machines
- Improves operator/laundry room efficiency
- Maximizes production



Girbau Genius Series Washers are equipped with the Sapphire, a cloud-based management system that allows users to completely monitor, manage and configure a laundry. Using Sapphire is simple and straightforward and your data is stored and processed in the cloud. You'll be able to view production and activity reports that show the amount of laundry washed and dried over time; spot inefficient operations and take steps to fix them; quickly check machine alarms and down-time history; and so much more ...

Features:

- Analyze production by viewing the laundry kg/lb. processed within a specific time frame.
- Spot inefficient operations using a series of activity reports.
- Check machine alarms and down times, including causes and possible solutions. Receive notifications via SMS and/or email when a selected alarm is tripped.
- View machine status in real-time. See if machines are available, working, pending, disconnected, out-of-order, or showing an alarm.
- Analyze cycle details, including water levels, temperatures, baths, extract speed, rotation action, phases, and more. Set up visual indicators to see whether pre-programmed conditions have been met.
- Easily access machine manuals and take full advantage of features.
- Set goals for your laundry and monitor performance.
- Monitor which programs are used over a period of time. These program reports can identify clients, areas of business, or fabric types processed.



COVID-19 DISINFECTION MONITORING PACKAGE

The Disinfection Monitoring Package (DMP), included with Sapphire, allows laundries to quickly verify that all cycles have complied with pre-established disinfection parameters. The DMP shows, in real-time, the evolution of machine wash cycles with details of temperature, water levels and cycle phases.



Features:

- Create your own disinfection criteria based on time and temperature for each program on each machine.
- Control and verify disinfection parameters have been met (by cycle and customer).
- Remote management software allows tracking and recording of all cycle history and parameters, including temperature, water level and cycle phases.
- Visually and quickly verify that all cycles have met the parameters of disinfection previously stipulated by the user.
- Receive notifications when a cycle has fulfilled a disinfection condition. Receive a warning if disinfection was not met.
- Protect your laundry room workers with DMP.

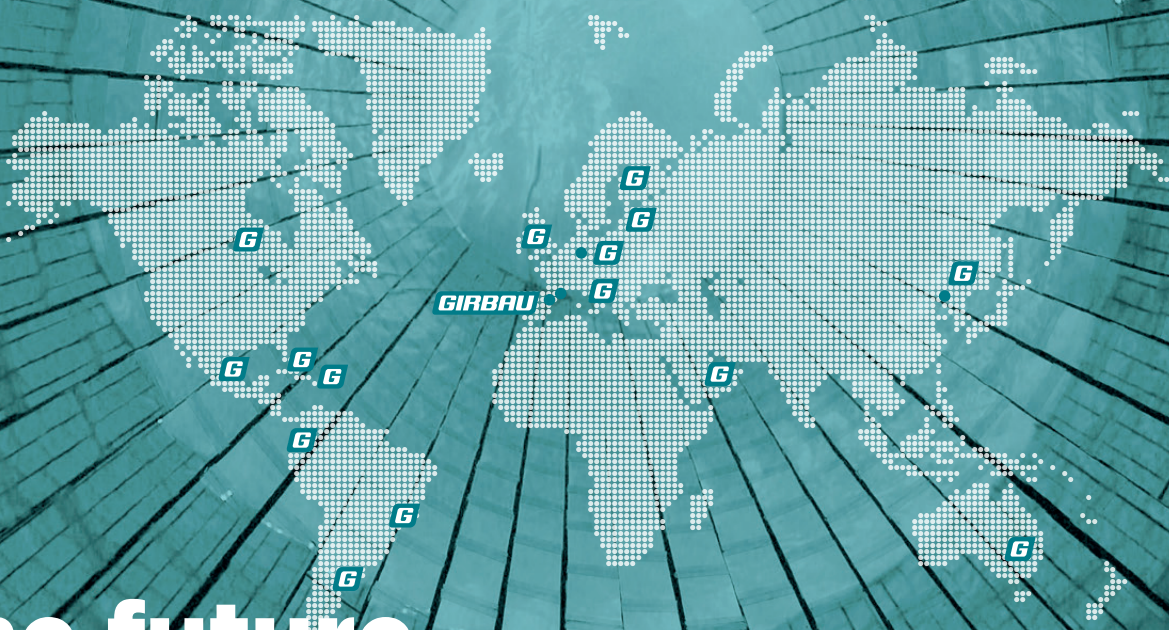


Girbau is a multi-national corporation that has cemented its position as one of the global leading groups in the manufacture of innovative solutions for the world of laundry. The goal of Girbau is to create maximum value for its customers, supporting them in their professional growth. The Girbau community supplies simple, dependable solutions that offer its clients profitability, innovation and sustainability.

With more than 60 years of experience as a manufacturer of washing and drying equipment, Girbau provides the most comprehensive offering of commercial, industrial, and vended laundry solutions in the world to meet your individual productivity and efficiency needs.

We want to provide the service and community you need to make your business special. That takes commitment beyond selling machines, and we're willing to walk the extra mile. And beyond all that, we want to help you care for the environment and innovate for the next generation.

These are tall orders, but Girbau can fill them with your help. Help us take laundry beyond laundry. Get in touch today!



The future is now

GIRBAU.COM

